

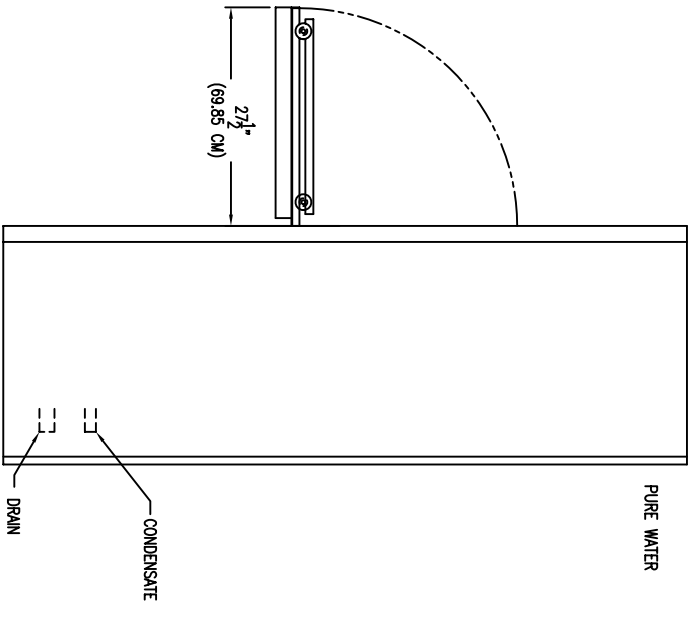
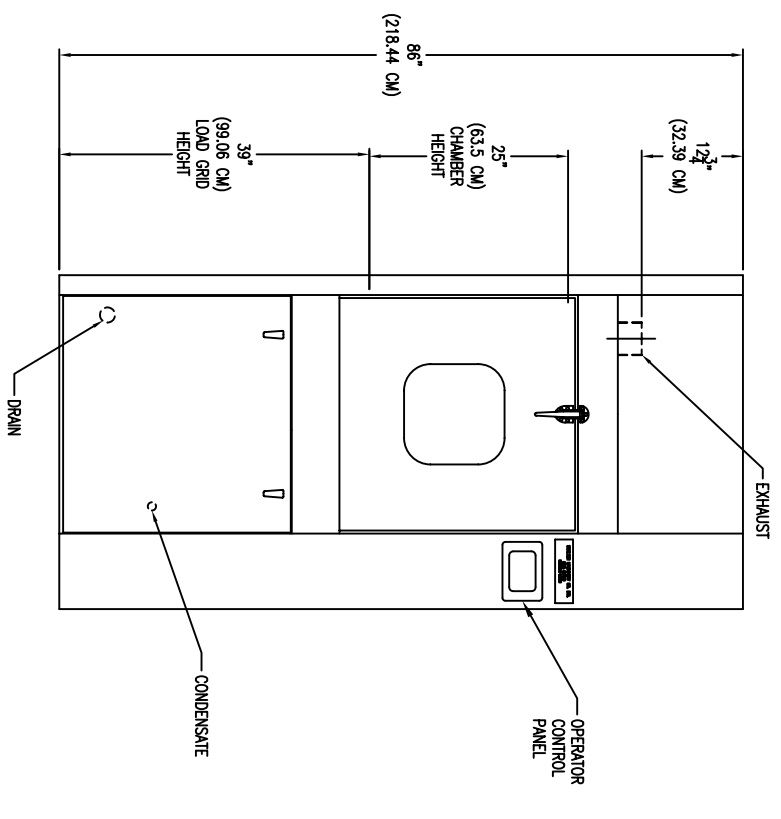
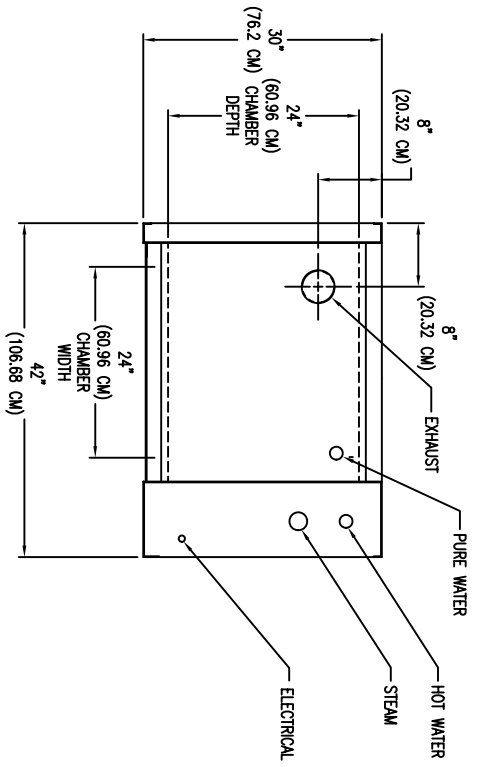
UTILITIES AND SERVICE REQUIREMENTS

MODEL GW1020LS-E ELECTRIC HEAT

ELECTRICAL	3 PH, 60 HZ, 10 KW
HOT WATER	3/4" (1.91 CM) NPT 35 PSI (241.32 KPA) 130 DEG. F. (54.44 DEG C)
DRAIN	38 GALLONS (143.85 LITERS) MAX. / LOAD CONSUMPTION
EXHAUST	1 1/2" (3.81 CM) NPT 190 DEG. F. (87.78 DEG C) MAX. TEMPERATURE 30 GPM (113.56 LITERS/MIN) FLOW RATE 4" (10.16 CM) DIA.
PURE WATER	200 CFM (5.66 CUBIC METERS/MIN) FLOW RATE 3/4" (1.91 CM) NPT

MODEL GW1020LS-S STEAM HEAT

ELECTRICAL	3 PH, 60 HZ, 4 KW
STEAM	1" (2.54 CM) NPT 30-50 PSI (206.84-344.74 KPA) 250 LBS/HR (113.4 KG/HR) PEAK FLOW RATE
CONDENSATE	3/4" (1.91 CM) NPT
HOT WATER	3/4" (1.91 CM) NPT 35 PSI (241.32 KPA) 130 DEG. F. (54.44 DEG C)
DRAIN	38 GALLONS (143.85 LITERS) MAX. / LOAD CONSUMPTION
EXHAUST	1 1/2" (3.81 CM) NPT 190 DEG. F. (87.78 DEG C) MAX. TEMPERATURE 30 GPM (113.86 LITERS/MIN) FLOW RATE 4" (10.16 CM) DIA.
PURE WATER	200 CFM (5.66 CUBIC METERS/MIN) FLOW RATE 3/4" (1.91 CM) NPT



NOTICE: All drawings, descriptions, prints, specifications, etc. bearing this notice, together with the information, and ideas contained therein, are the sole and exclusive property of Schlyer Machine. Any disclosure or use thereof not authorized in writing by Schlyer Machine is unlawful and will be prosecuted to the full extent of the law.

DWN BY: S. O'NEILL DATE: 02-24-04
 APR BY: _____ DATE: _____
 SCALE: 1"=1'-0" JOB NO: _____
 SHEET: _____ OF: _____ NEXT ASBK: _____

DRAWING TITLE: MODEL GW1020-LS GLASSWARE WASHER
 SCHLYER MACHINERY CO.
 200 LAKE ST. WILSON, NY 14172

PART NO: GW-10000C